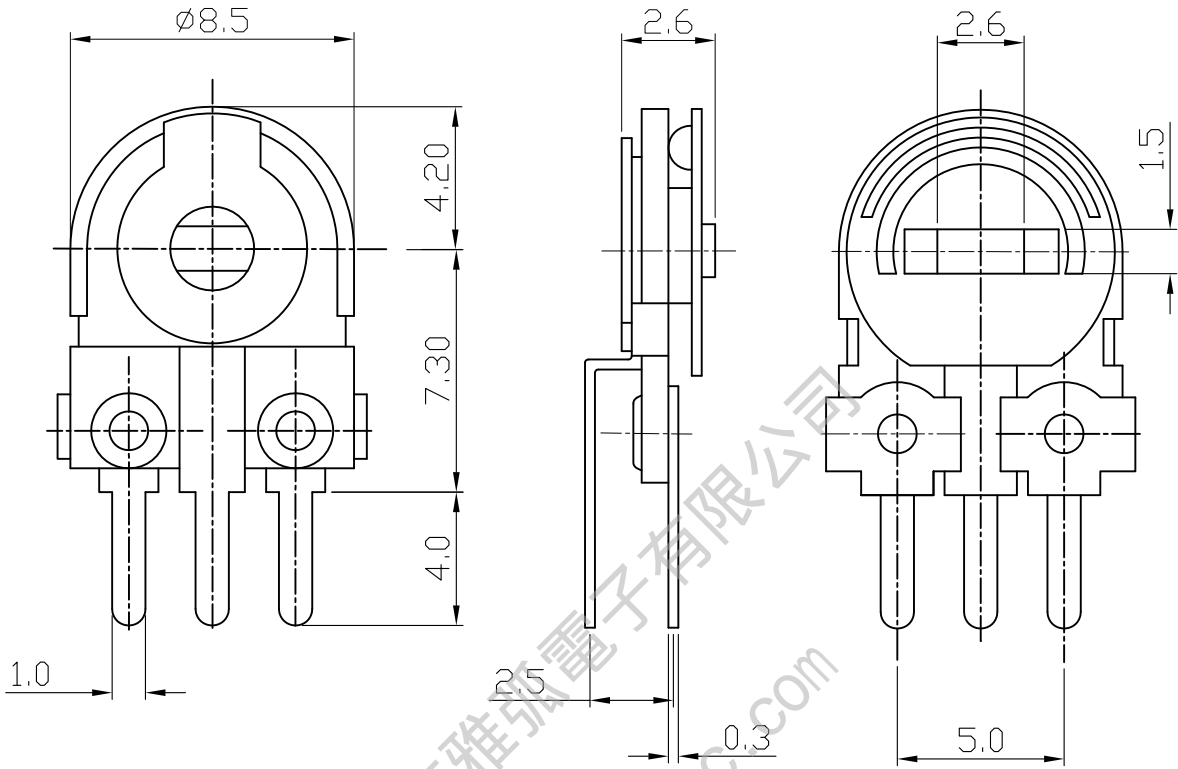


一、微調電阻系列技術規格書

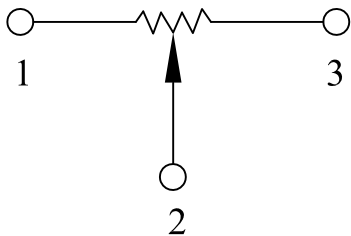
Common Specification For Semi-Fixed Potentiometers

1. 電器性能 (Electrical Characteristic)				
序号	項目		特性	
1.1	全阻抗值 (Total Resistance)		100 Ω ~ 2M Ω	
1.2	全阻抗值允許偏差 (Total Resistance Tolerance)		± 20%, ± 30%	
1.3	電阻隨溫度變化特性 (Resistance of temperature change character)		20°C ~ 75°C: $\Delta R/R \leq \pm 5\%$, -25°C ~ 20°C: $\Delta R/R \leq \pm 4.5\%$	
1.4	阻值變化特性 (Resistance Taper)		B	
1.5	零位阻值 (Residual Resistance)		R ≤ 10K 10 Ω Max R > 10K 100 Ω Max.	
1.6	額定功率 (Rated Power)		Carbon Film Type 0.1W	
1.7	最高使用電壓 (Max. Operating Voltage)		AC 50V	
1.8	動雜音 (Rotational Noise)		Less than 150mV	
1.9	工作溫度 (Operation Temperature)		-10°C ~ 70°C	
2. 機械性能 (Mechanical Characteristics)				
2.1	全回轉角度 (Rotation Angle)		260° ± 10°	
2.2	旋轉力矩 (Rotation Torque)		20 ~ 300gf.cm	
2.3	轉動止檔強度 (Rotational Stop-End Torque)		0.3kgf.cm.max	
2.4	焊錫耐熱性 (Resistance to soldering heat)		260 ± 5°C and less than 3 seconds	
3. 耐久性能 (Durability)				
3.1	回轉壽命 (Rotation Life)		100 cycles min	
4. 外形尺寸圖 / 曲線特性圖 (Shape size drawing / curve characteristic drawing)			見附頁 (Please see attachment)	
5				
批 准		審 核		設 計
				

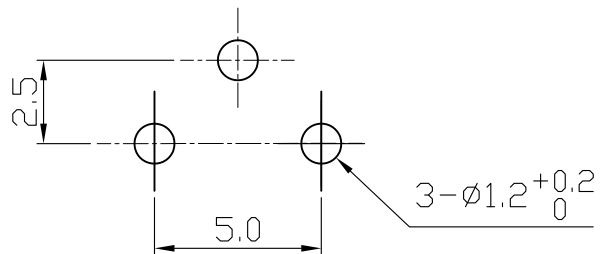
Mechanical Dimensions



Circuit Explanation



Mounting Hole

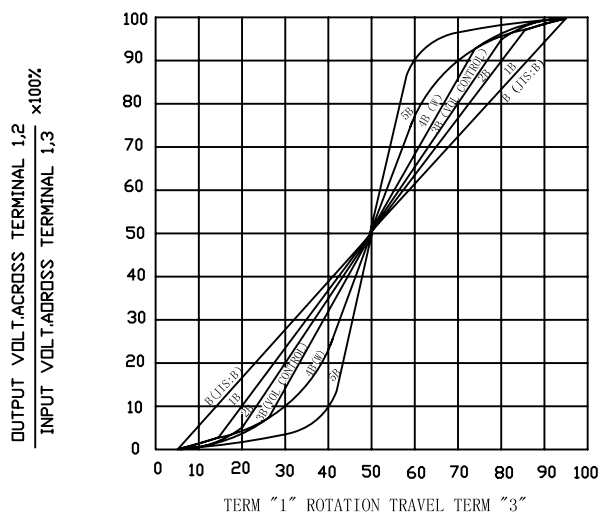


3				PRODUCT NAME	Semi-fixed Potentiometers	
2				MODEL NAME	SR083-2-	
1				APPROVED BY	CHECKED BY	DRAWN BY
NO	DATE	DESCRIPTION				
		DIMENSION	TOLERANCE	SCALE		
		$l \leq 10$	± 0.2	UNIT	mm	
		$10 < l \leq 30$	± 0.5	VER.		
		$30 < l \leq 100$	± 1.0	DATE	08/08/02	

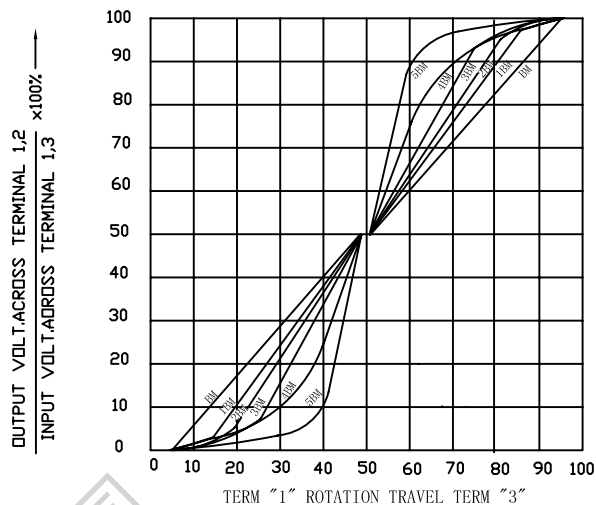
R & D
 2012.03.08
 Lisa

RESISTANCE TAPER

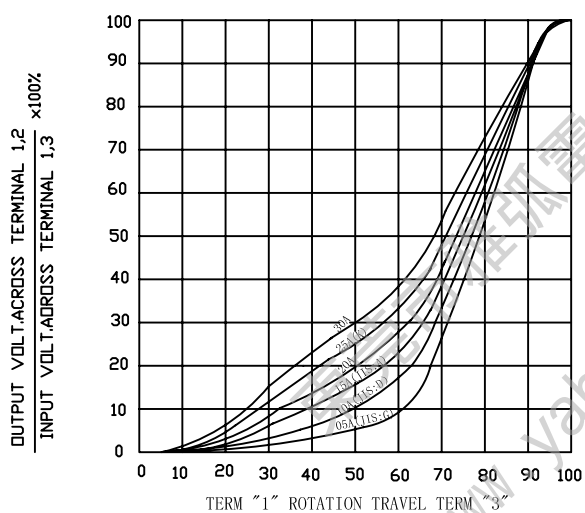
TAPER B SERIES



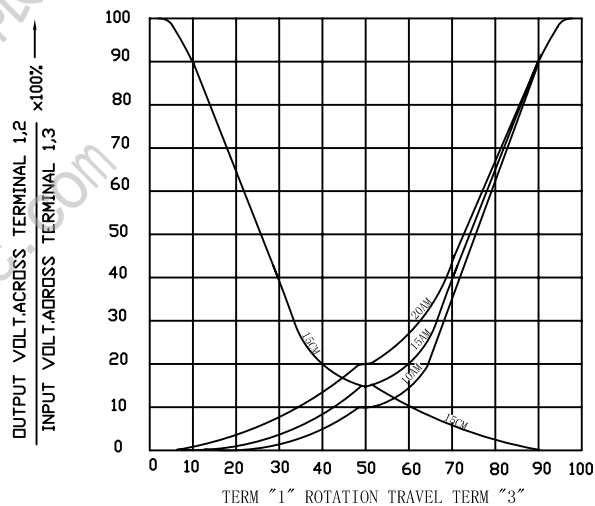
TAPER B WITH 50% TAP



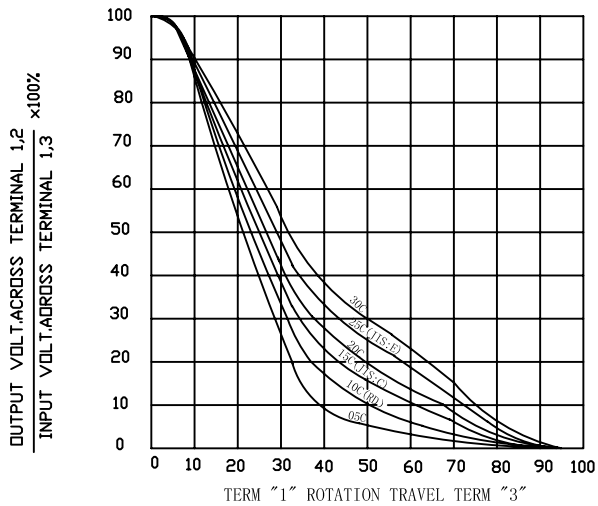
TAPER A SERIES



TAPER A & C WITH 50% TAP



TAPER C SERIES



TAPER M & N SERIES

